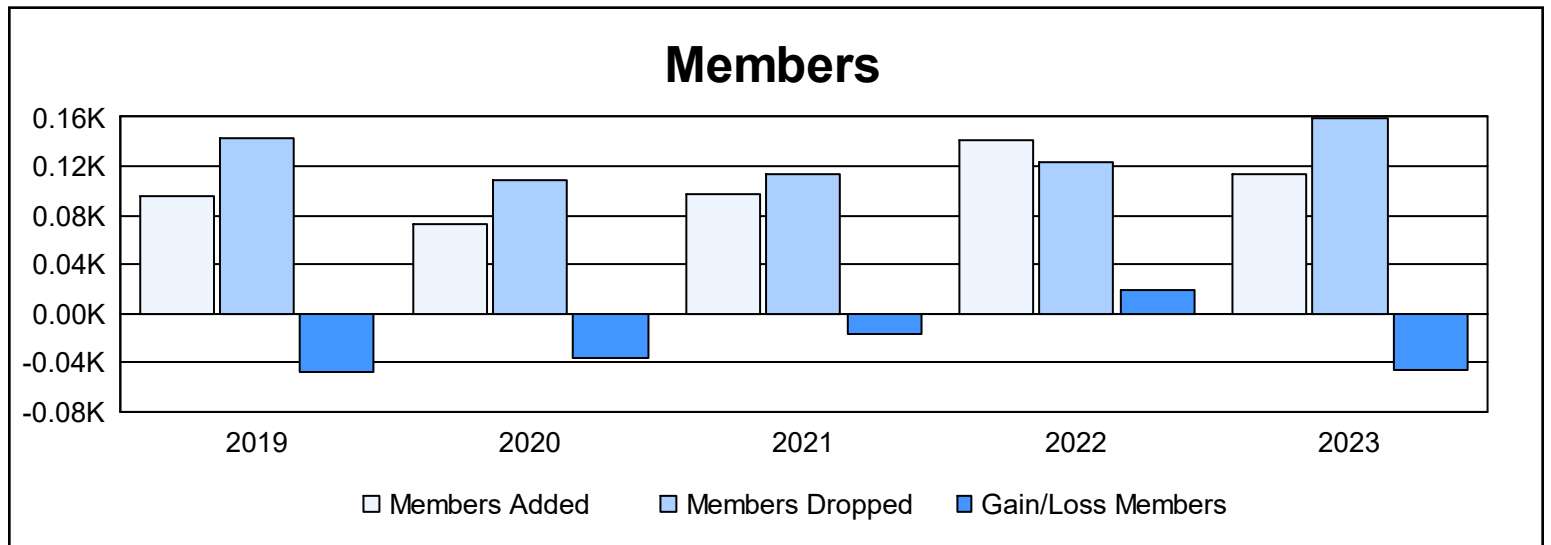
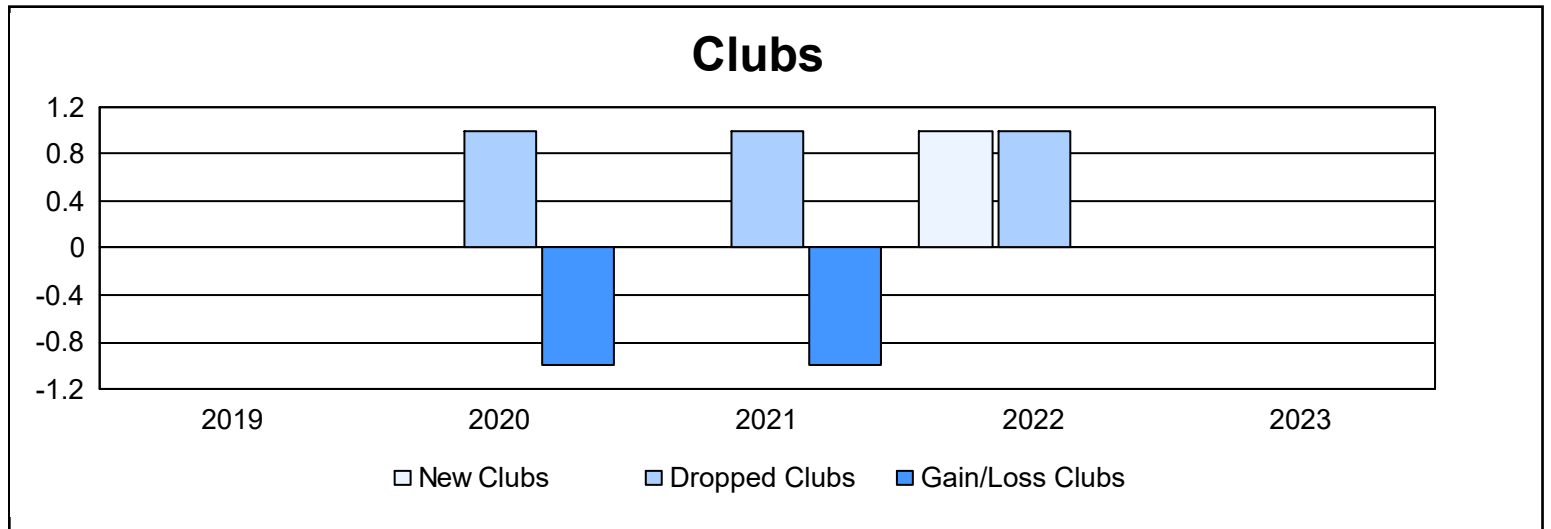
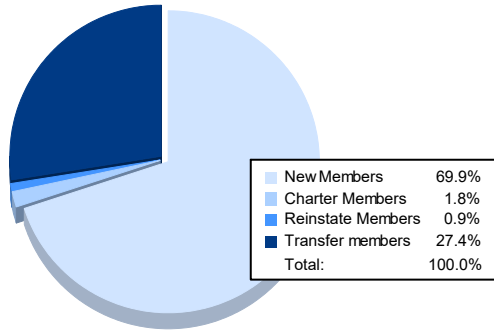


| Year | New Clubs | Dropped Clubs | Gain/ Loss Clubs | New Members | Charter Members | Reinstate Members | Transfer Members | Total Member Added | Total Members Dropped | Gain/ Loss Members |
|----------------|-----------|---------------|------------------|-------------|-----------------|-------------------|------------------|--------------------|-----------------------|--------------------|
| 2018-2019 | 0 | 0 | 0 | 75 | 1 | 13 | 7 | 96 | 143 | -47 |
| 2019-2020 | 0 | 1 | -1 | 54 | 2 | 2 | 15 | 73 | 109 | -36 |
| 2020-2021 | 0 | 1 | -1 | 67 | 5 | 4 | 22 | 98 | 114 | -16 |
| 2021-2022 | 1 | 1 | 0 | 104 | 20 | 2 | 16 | 142 | 123 | 19 |
| 2022-2023 | 0 | 0 | 0 | 79 | 2 | 1 | 31 | 113 | 159 | -46 |
| Average | 0 | 1 | 0 | 76 | 6 | 4 | 18 | 104 | 130 | -25 |



Membership Composition June 2023 Cumulative



Gender Composition June 2023 Cumulative

